



---

# FY2019

## Activity and Financial Plan of ITS Asia-Pacific

10 April, 2019  
The Secretariat of ITS Asia-Pacific

# Purpose of ITS Asia-Pacific



- ITS Asia-Pacific seeks to facilitate Intelligent Transport Systems (ITS) cooperation and coordination between countries/areas in the Asia-Pacific region, taken to mean Asia and Oceania, irrespective of political, industrial, cultural or institutional barriers.
- ITS Asia-Pacific offers its members opportunities for networking and information-sharing through assistance in the coordination of the region's involvement in the World Congress on ITS, and hosting the ITS Asia-Pacific Forum.
- ITS Asia-Pacific plays a key facilitation and liaison role for its members within the Asia-Pacific region and with related organisations in other regions.
- Member countries/areas are encouraged to develop ITS for application across the Asia-Pacific region and to assist each other with information to enable this.
- The objectives of ITS Asia-Pacific are
  - >To support economic growth and better quality of life by solving transport problems of a modal or multi-modal nature through the developing and deploying of ITS;
  - >To establish the framework for cooperation by building a foundation on which ITS Asia-Pacific members can share and find solutions for common problems; and
  - >To collaborate with other international organizations by linking organizations in various sectors.

*quoted from "ITS Asia-Pacific MOU"*

# FY2019 Activity Plans of ITS Asia-Pacific

---

## 1. ITS World Congress missions:

- ITS World Congress in Singapore: Asia-Pacific Exhibition Booth
- World Congress BOD meeting in Los Angeles and Singapore
- IPC meeting for Los Angeles WC
- APPC meeting for Los Angeles WC
- Support for 2019 Singapore WC

## 2. Asia-Pacific events and activities:

- Asia-Pacific BOD meetings in Singapore
- Support for 2020 and 2021 ITS AP Forum
- 5<sup>th</sup> AP Workshop
- AP Reception at Singapore WC
- ITS America Annual Meeting and ITS Europe Congress:  
Asia-Pacific Exhibition Booth for promotional activities of 2019WC and 2020AP Forum

## 3. Others:

- Encouraging and supporting new members of ITS Asia-Pacific

# FY2019 Activity Schedule of ITS AP Secretariat



	2018/4	5	6	7	8	9	10	11	12	2019/1	2	3
World Congress Missions		▼WC BOD@Los Angeles ★					▼Singapore WC ▼WC BOD@Singapore ★			IPC@USA(TBD)▼		★
Asia-Pacific Events			▼ITS Europe Congress ▼ITS America Annual Mtg ★★				▼AP Reception@Singapore ▼AP BOD@Singapore ★					
Others							▼National ITS Associations Mtg ★					

★: Staff Travel

# Revenues and Expenses of FY 2019 (USD)

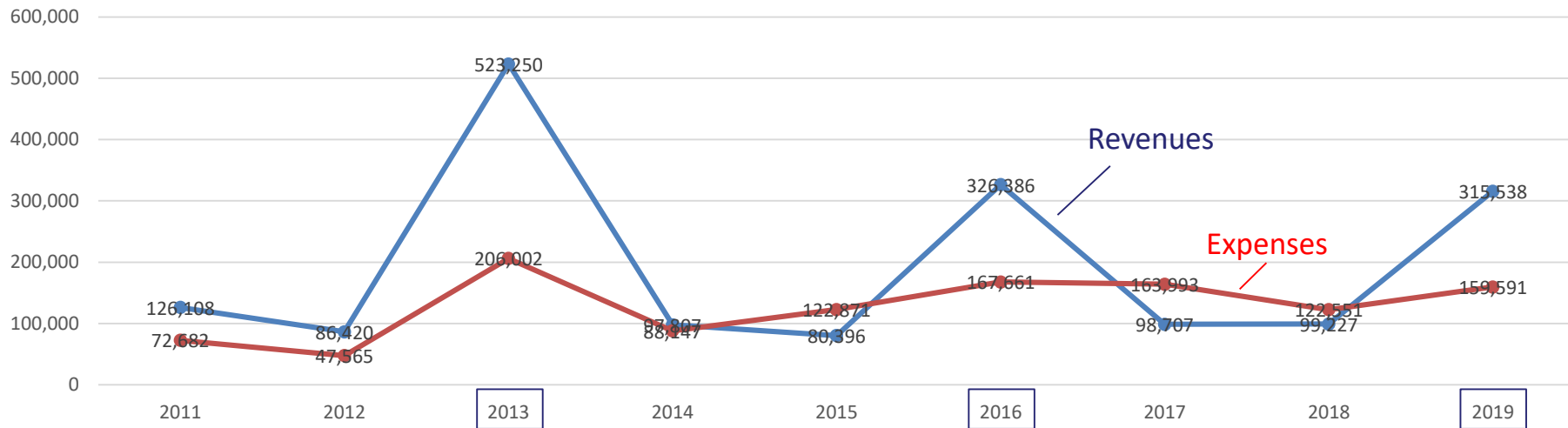


	Item	18 Result (a)	19 Budget (b)	(b)-(a)
<b>Revenues</b>	Annual membership fee: US\$2,000x11 members	22,000	22,000	0
	Commission on the sales exhibition stand of ITS WC	50,182	97,716	47,534
	Commission on the registration fee of ITS WC	0	195,222	195,222
	Commission on the registration fee of ITS AP Forum	26,452		(26,452)
	Contribution	0		0
	Interest	593	600	7
	others	0		0
		<b>Total (A)</b>	<b>99,227</b>	<b>315,538</b>
<b>Expenses</b>	Staff Travel	34,621	46,936	12,315
	Exhibition fee of ITS WC	33,090	20,000	(13,090)
	Exhibition fee of ITS AP Forum	14,051		(14,051)
	Meeting expense: facility, registration, etc.	1,983	2,500	517
	Bank Charge	1,577	1,580	3
	Incentive to each ITS organization	21,251	59,575	38,324
	Website, Workshop, AP Reception	12,226	18,000	5,774
	other expenses	3,752	11,000	7,248
		<b>Total (B)</b>	<b>122,551</b>	<b>159,591</b>
	<b>Balance (C) = (A) - (B)</b>	<b>(23,324)</b>	<b>155,947</b>	179,271
	<b>Balance brought forward (D)</b>	<b>410,275</b>	<b>386,951</b>	(23,324)
	<b>Balance carried forward (C) + (D)</b>	<b>386,951</b>	<b>542,898</b>	155,947

JPY110.00/USD

USD0.7378/SGD

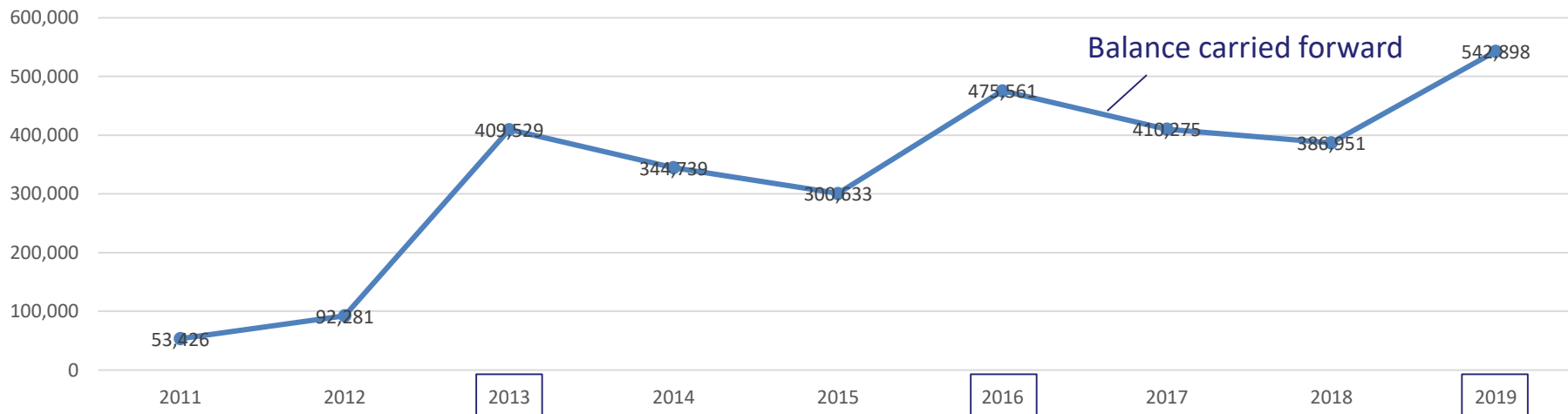
# Revenues, Expenses and Balance carried forward



Tokyo WC

Melbourne WC

Singapore WC



JPY/USD  
@FY end

82.79

92.51

101.88

119.15

111.62

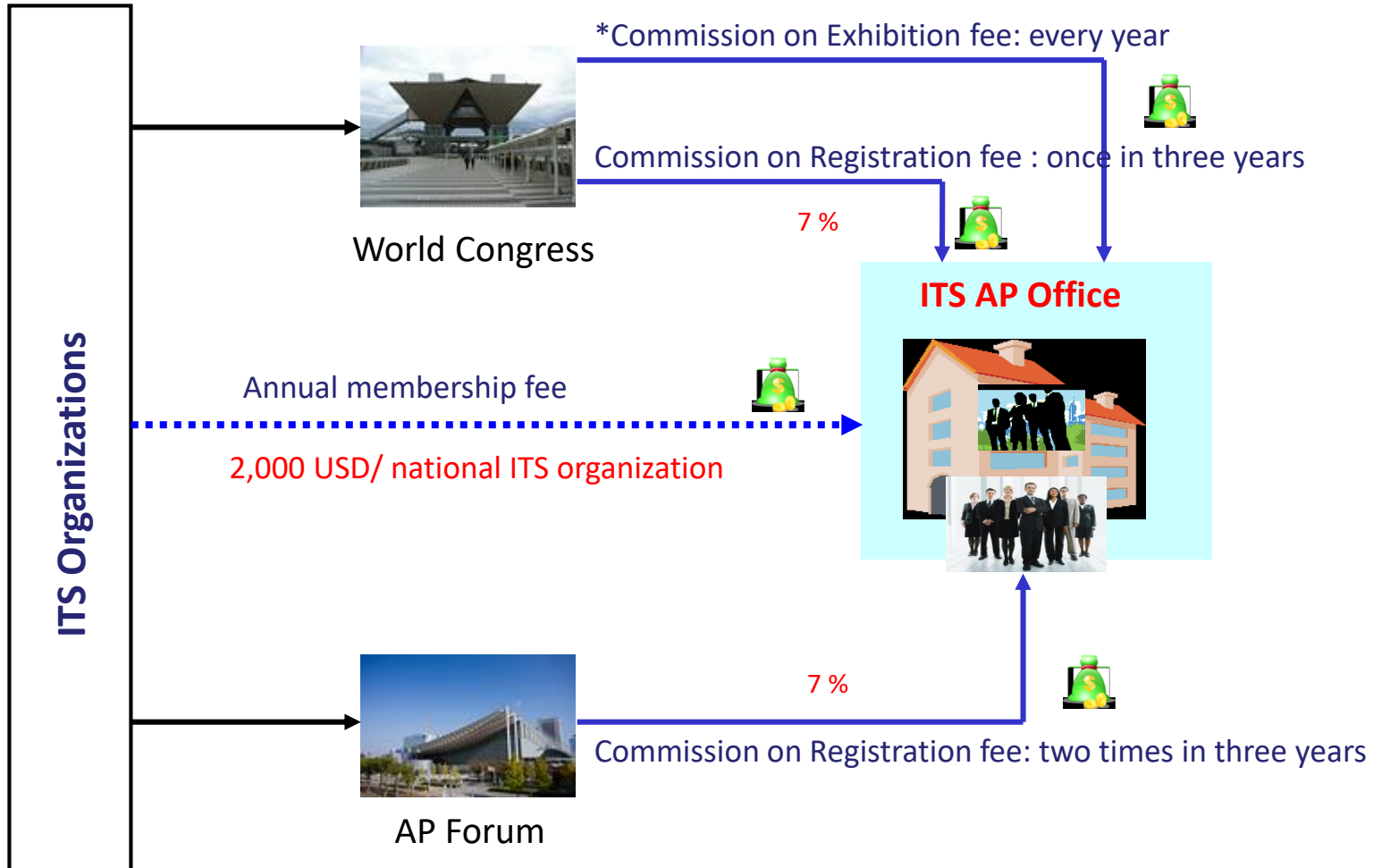
111.19

107.25

110.00

(110.00)

# Flow of Revenues



\*Commission for new exhibitors is 15% of their occupied floor payment.  
Commission for repeating exhibitors is 8% of their occupied floor payment.