

# FY2018

## Activity and Financial Report of ITS Asia-Pacific

10 April, 2019  
The Secretariat of ITS Asia-Pacific

# Purpose of ITS Asia-Pacific



- ITS Asia-Pacific seeks to facilitate Intelligent Transport Systems (ITS) cooperation and coordination between countries/areas in the Asia-Pacific region, taken to mean Asia and Oceania, irrespective of political, industrial, cultural or institutional barriers.
- ITS Asia-Pacific offers its members opportunities for networking and information-sharing through assistance in the coordination of the region's involvement in the World Congress on ITS, and hosting the ITS Asia-Pacific Forum.
- ITS Asia-Pacific plays a key facilitation and liaison role for its members within the Asia-Pacific region and with related organisations in other regions.
- Member countries/areas are encouraged to develop ITS for application across the Asia-Pacific region and to assist each other with information to enable this.
- The objectives of ITS Asia-Pacific are
  - >To support economic growth and better quality of life by solving transport problems of a modal or multi-modal nature through the developing and deploying of ITS;
  - >To establish the framework for cooperation by building a foundation on which ITS Asia-Pacific members can share and find solutions for common problems; and
  - >To collaborate with other international organizations by linking organizations in various sectors.

*quoted from "ITS Asia-Pacific MOU"*

# FY2018 ITSAP Activity Achievements



## 1. ITS World Congress missions:

- ITS World Congress in Copenhagen: Program Arrangement (Session, Event etc.)
- World Congress BOD meeting in Singapore (May 16-17, 2018) and Copenhagen (Sep. 16, 21, 2018)
- IPC meeting for Singapore WC (March 20-21, 2019)
- APPC meeting for Singapore WC (March 19, 2019)
- Support for 2019 Singapore WC: Coordination meeting between Singapore 2019WC Secretariat Office and ITS AP Secretariat (8 times, face to face and Skype)
- 2022 ITS WC Host City selection: Voting (May 7, 2018)

## 2. Asia-Pacific events and activities:

- Asia-Pacific BOD meetings in Fukuoka (May 7, 2018) and Copenhagen (Sep. 16, 2018)
- 2020 ITS AP Forum Host City selection: Presentation, Voting (May 7, 2018)
- 2021 ITS AP Forum Host City selection: Presentation, Voting (March 19, 2019)
- Support for 2020 ITS AP Forum
- 4th AP Workshop in Fukuoka (May 9, 2018)
- AP Reception at Copenhagen WC (Sep. 19, 2018)
- ITS America Annual Meeting: Asia-Pacific Exhibition Booth for promotional activities of 2019WC and 2020AP Forum (June, 2018)

# FY2018 Activities of ITS AP Secretariat



	2018/4	5	6	7	8	9	10	11	12	2019/1	2	3
World Congress Missions		▼WC BOD@Singapore ▼2022WC Host City Selection@Fukuoka ☆☆				▼Copenhagen WC ▼WC BOD@Copenhagen ☆				APPC/IPC@Singapore▼		☆
Asia-Pacific Events		▼AP Forum@Fukuoka ▼AP Workshop@Fukuoka ▼AP BOD@Fukuoka ▼2020AP Forum Host City Selection@Fukuoka ☆	☆			▼ITS America Annual Mtg@Detroit ☆	▼AP Reception@Copenhagen ▼AP BOD@Copenhagen ☆			AP BOD@Singapore▼ 2021AP Forum Host City Selection @Singapore▼		☆
Others						▼National ITS Associations Mtg@Copenhagen ☆						

☆: Staff Travel

# FY2018 Revenues and Expenses Result (USD)



	Item	18 Budget (a)	18 Result (b)	(b)-(a)
<b>Revenues</b>	Annual membership fee: US\$2,000x11 members	22,000	22,000	0
	Commission on the sales exhibition stand of ITS WC	45,254	50,182	4,928
	Commission on the registration fee of ITS WC	0	0	0
	Commission on the registration fee of ITS AP Forum	13,000	26,452	13,452
	Contribution	0	0	0
	Interest	0	593	593
	others	0	0	0
	<b>Total (A)</b>	<b>80,254</b>	<b>99,227</b>	<b>18,973</b>
<b>Expenses</b>	Staff Travel	53,500	34,621	(18,879)
	Exhibition fee of ITS WC	29,000	33,090	4,090
	Exhibition fee of ITS AP Forum	16,000	14,051	(1,949)
	Meeting expense: facility, registration, etc.	3,160	1,983	(1,177)
	Bank Charge	1,260	1,577	317
	Incentive to each ITS organization	26,696	21,251	(5,445)
	Website, Workshop, AP Reception	18,000	12,226	(5,774)
	other expenses	0	3,752	3,752
	<b>Total (B)</b>	<b>147,616</b>	<b>122,551</b>	<b>(25,065)</b>
	<b>Balance (C) = (A) - (B)</b>	<b>(67,362)</b>	<b>(23,324)</b>	<b>44,038</b>
	<b>Balance brought forward (D)</b>	<b>410,275</b>	<b>410,275</b>	<b>0</b>
	<b>Balance carried forward (C) + (D)</b>	<b>342,913</b>	<b>386,951</b>	<b>44,038</b>

JPY110.00/USD

USD1.12/Euro

# Activities in ITS AP Forum Fukuoka 2018





# Activities in ITS AP Forum Fukuoka 2018



ITS Australia



China ITS Industry Alliance



ITS Korea



ITS Singapore



ITS Taiwan



ITS Asia-Pacific

# 4th ITS AP Workshop: Fukuoka



May 9, 2018, 14:00-15:30

@Fukuoka International Congress Center

Theme: How the integration of public transport information across the transport modes have influenced the people's life and behavior ?

(Moderator; Shigetoshi Tamoto, ITS Japan)



(from left)

Mark Hsiao, Vice President, International Integrated Systems Inc, Chinese-Taipei

Dong Hwan Min, Seoul Metropolitan Government, Korea

Eddie Lim, Sales Director, Commercial Large Enterprises,

Jianjun Li, Cennavi, China

Masakatsu Ura, Nishitetsu Information Systems Co., Ltd, Japan



# Activities in ITS WC Copenhagen 2018



ITS Australia



ITS China



ITS Japan



ITS Korea



ITS Singapore



ITS Taiwan



ITS Asia-Pacific



AP Reception

# 2022 ITS WC Host City Selection



## Voting and Signing on May 7, 2018



7 May, 2018

*Statement  
for  
Hosting "29th World Congress on ITS 2022"*

Suzhou is selected to be recommend as a hosting city of the 29th World Congress on ITS 2022. The decision above is officially approved at the ITS World Congress Board of Directors Meeting to be held on 16-17 May 2018, in Singapore.

On behalf of the selected city, I pledge to execute the 29th World Congress on ITS in accordance with:

- "The guideline and procedure of World Congress on ITS",
- The ITS World Congress be executed in accordance with "ITSAP Memorandum of Understanding" which says.
  - "The host country/area of the ITS World Congress and the AP Forum Organizing Committee must pay the commission for registration fee calculated hereafter to the ITS AP secretariat by the end of the fiscal year.  
Registration fee/person x the number of attendees x 7%  
The host country/area must submit the evidential document for endorsing the total amount of the registration fee." (Appendix 3. of the AP MOU (p15)).
  - "The host country/area of the ITS World Congress must pay the commission for exhibit sales revenue to ITS AP secretariat by the end of the fiscal year when the ITS World Congress is held." (Appendix 3. of the AP MOU (p15)).

On behalf of

*Suzhou, China ITS Industry Attache.*

Date: 7 May 2018



Suzhou, China



# 2020 ITS AP Forum Host City Selection



Presentation, Voting and Signing on May 7, 2018  
Brisbane, Australia



# 2021 ITS AP Forum Host City Selection



Presentation, Voting and Signing on March 19, 2019





Chengdu, China





# ITS America Annual Meeting (June 2018@Detroit)



Promotional activities of ITS AP, 2019WC(Singapore) and 2020AP Forum(Brisbane)

# FY2018 Incentive Total (USD)



	ITS Organization	AP BOD Member	Program 1	Program 2	Total Incentive
Australia	ITS Australia	Dean Zabrieszach	1,523	82	1,605
China	China National ITS Center/ China ITS Industry Alliance	Xiaojing Wang	—	367	367
Chinese-Taipei	ITS Taiwan	Murphy Sun	1,523	434	1,957
Hong Kong, China	ITS Hong Kong	Charles So	1,523	125	1,648
Indonesia	ITS Indonesia	Muhammad Aditya Arief Nugraha	—	240	240
Japan	ITS Japan	Shigetoshi Tamotoi	1,523	5,778	7,301
Korea	ITS Korea	Seongsoo Kim	1,523	218	1,741
Malaysia	ITS Malaysia	Siew Mun Leong	1,523	22	1,545
New Zealand	ITS New Zealand	Mohammed Hikmet	1,523	13	1,536
Singapore	ITS Singapore	Andrew Chow	1,523	207	1,730
Thailand	ITS Thailand	Sorawit Narupiti	1,523	58	1,581
Total			13,707	7,544	21,251

# Incentive Details (USD)

## Program 1 : AP BOD Incentive (refund of Registration fee €1,360 on Copenhagen WC: USD1.12/Euro )

	ITS Organization	AP BOD Member	Attendance at APBOD in Copenhagen on Sep. 16	Registration on Copenhagen WC (Congress delegate Full event)		Program1 APBOD Incentive (USD)
Australia	ITS Australia	Dean Zabrieszach	○	○		1,523
China	China National ITS Center/ China ITS Industry Alliance	Xiaojing Wang	○	X	Complementary	—
Chinese-Taipei	ITS Taiwan	Murphy Sun	○	○		1,523
Hong Kong, China	ITS Hong Kong	Charles So	○	○		1,523
Indonesia	ITS Indonesia	Muhammad Aditya Arief Nugraha	○	X	Exhibition Visitor €75	—
Japan	ITS Japan	Shigetoshi Tamoto	○	○		1,523
Korea	ITS Korea	Seongsoo Kim	○	○		1,523
Malaysia	ITS Malaysia	Siew Mun Leong	X	○	Ismail bin Md Salleh	1,523
New Zealand	ITS New Zealand	Mohammed Hikmet	○	○		1,523
Singapore	ITS Singapore	Andrew Chow	○	○		1,523
Thailand	ITS Thailand	Sorawit Narupiti	○	○		1,523
Total						13,707

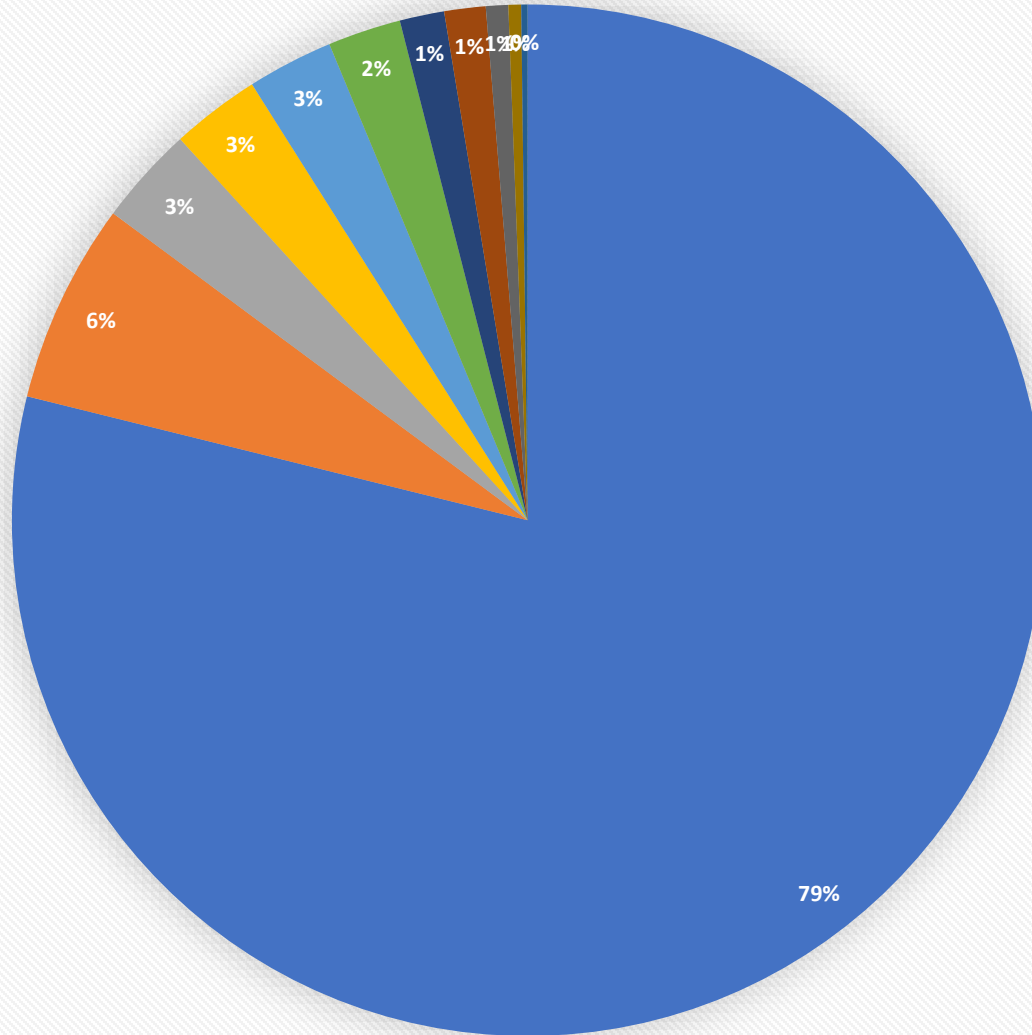
# Incentive Details (USD)

## Program 2: 2% Registration Incentive on AP Forum Fukuoka, JPY110.00/USD

	ITS Organization	Number of Registration	Registration Fee Total (JPY)	Registration Fee Total (USD)	Program 2 2% Registration Incentive (USD)
Australia	ITS Australia	13	451,440	4,104	82
China	China national ITS Center/ China ITS Industry Alliance	28	2,019,600	18,360	367
Chinese Taipei	ITS Taiwan	63	2,387,880	21,708	434
Hong Kong, China	ITS Hong Kong	14	689,040	6,264	125
Indonesia	ITS Indonesia	31	1,318,680	11,988	240
Japan	ITS Japan	791	31,779,000	288,900	5,778
Korea	ITS Korea	23	1,199,880	10,908	218
Malaysia	ITS Malaysia	4	118,800	1,080	22
New Zealand	ITS New Zealand	2	71,280	648	13
Singapore	ITS Singapore	27	1,140,480	10,368	207
Thailand	ITS Thailand	7	320,760	2,916	58
Total		1,003	41,496,840	377,244	7,544

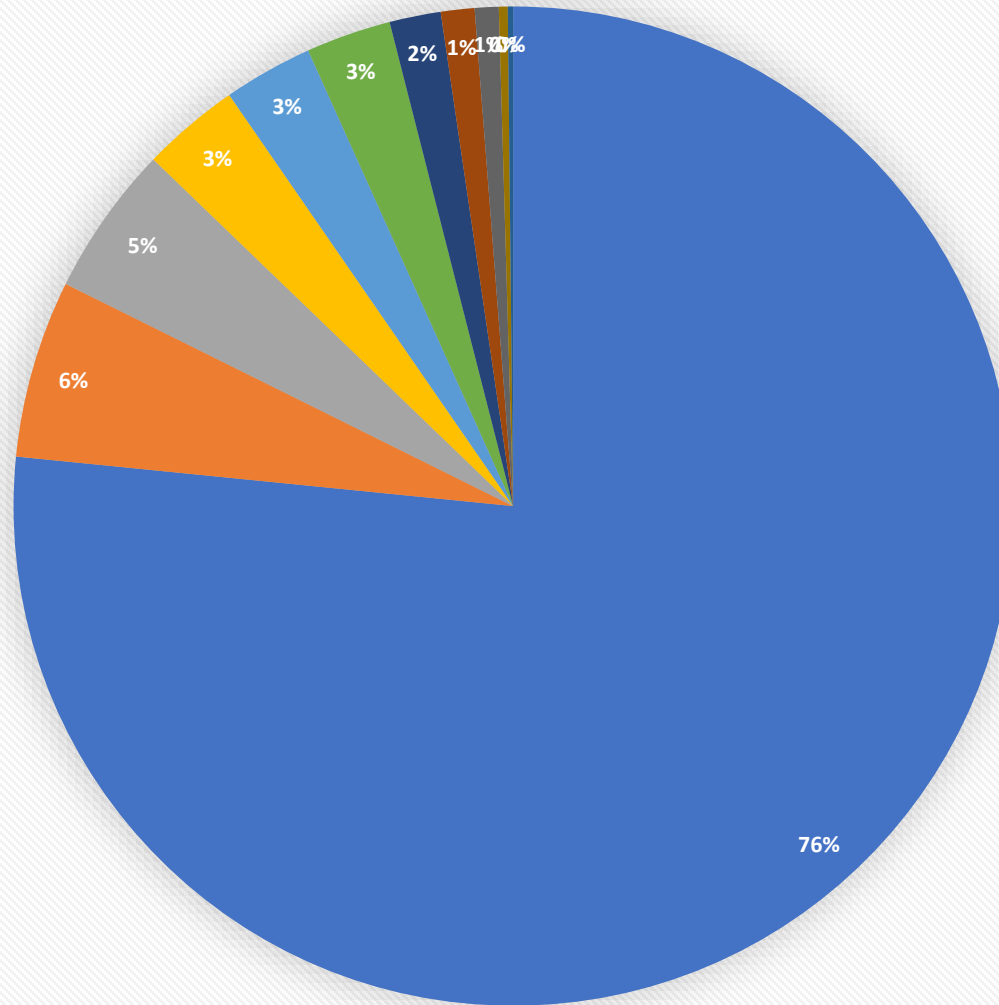


# Number of Registration in Fukuoka APF 2018



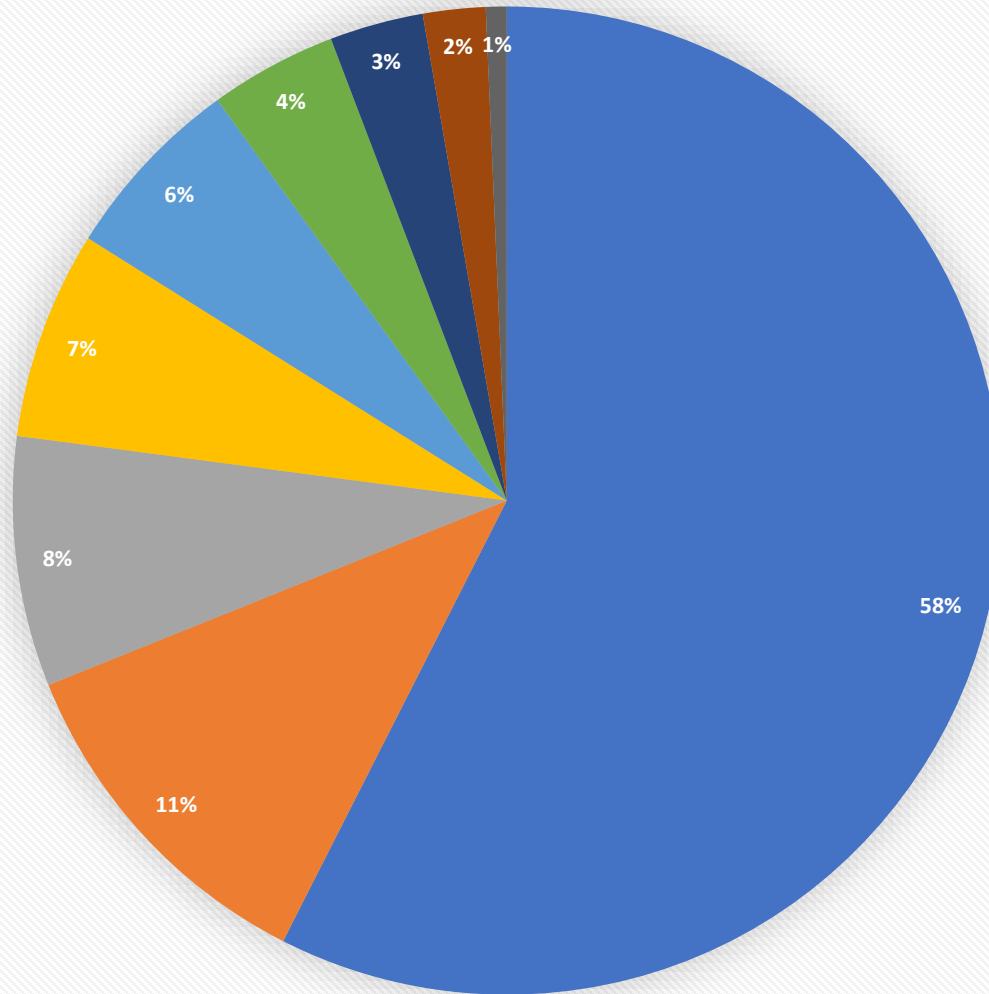
■ Japan ■ Chinese Taipei ■ Indonesia ■ China ■ Singapore ■ Korea ■ Hong Kong ■ Australia ■ Thailand ■ Malaysia ■ New Zealand

# Sum of Registration Fee in Fukuoka APF 2018



■ Japan ■ Chinese Taipei ■ China ■ Indonesia ■ Korea ■ Singapore ■ Hong Kong ■ Australia ■ Thailand ■ Malaysia ■ New Zealand

# Number of Booths in Copenhagen WC 2018



■ Japan ■ China ■ Singapore ■ Chinese Taipei ■ Korea ■ New Zealand ■ Australia ■ Asia-Pacific ■ Pakistan